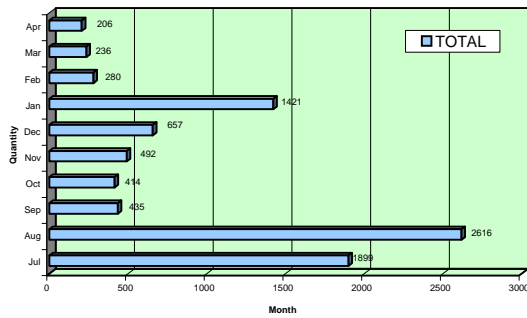




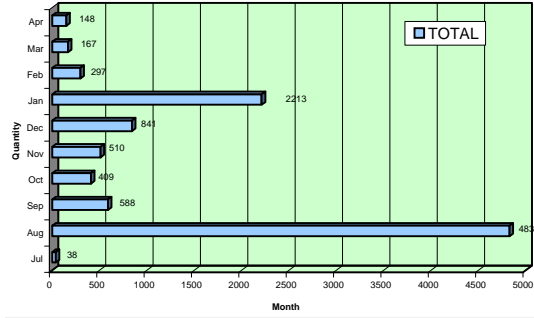
# FY 2008 Card Services Center Dashboard Report – April 30, 2008

IDs Produced



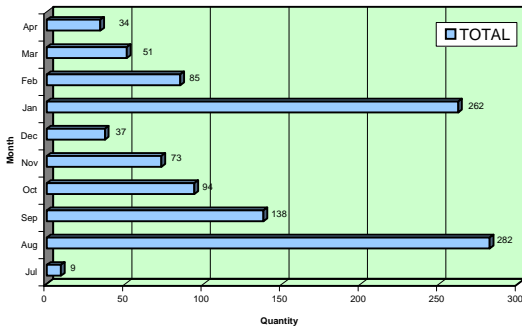
	Jul	Aug	Sep	Oct	Nov	Dec	Jan	Feb	Mar	Apr
TOTAL	1899	2616	435	414	492	657	1421	280	236	206

Parking Decals



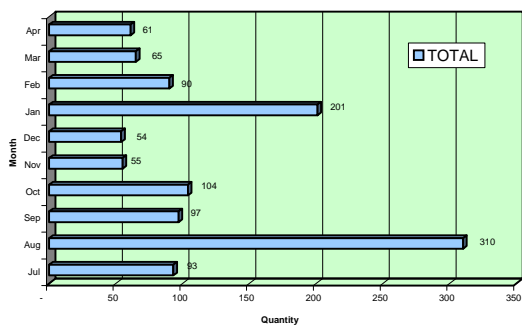
	Jul	Aug	Sep	Oct	Nov	Dec	Jan	Feb	Mar	Apr
TOTAL	38	4831	588	409	510	841	2213	297	167	148

KSU Debit Card Replacements



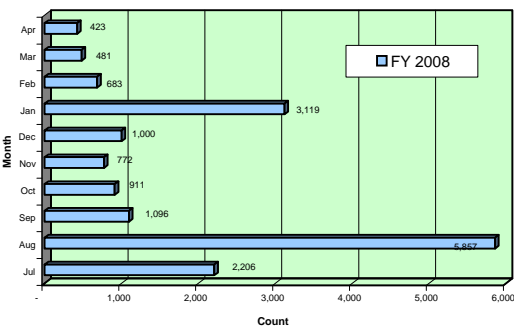
	Jul	Aug	Sep	Oct	Nov	Dec	Jan	Feb	Mar	Apr
TOTAL	9	282	138	94	73	37	262	85	51	34

Keys/Keycards Issued



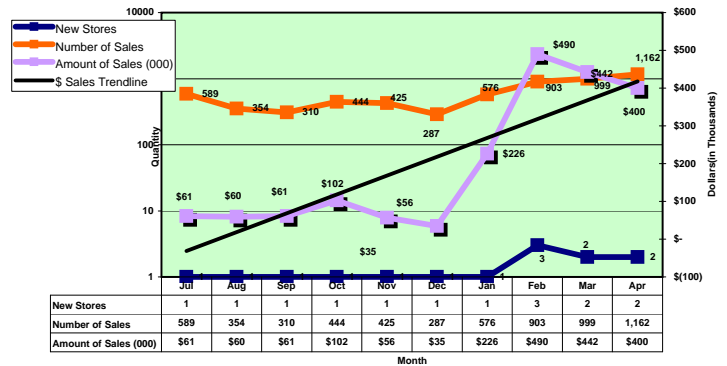
	Jul	Aug	Sep	Oct	Nov	Dec	Jan	Feb	Mar	Apr
TOTAL	93	310	97	104	55	54	201	90	65	61

Card Services Customer Totals \*



	Jul	Aug	Sep	Oct	Nov	Dec	Jan	Feb	Mar	Apr
FY 2008	2,206	5,857	1,096	911	772	1,000	3,119	683	481	423

MarketPlace Activity



	Jul	Aug	Sep	Oct	Nov	Dec	Jan	Feb	Mar	Apr
New Stores	1	1	1	1	1	1	1	3	2	2
Number of Sales	589	354	310	444	425	287	576	903	999	1,162
Amount of Sales (000)	\$61	\$60	\$61	\$102	\$56	\$35	\$226	\$490	\$442	\$400

\* Note: Customer Totals will not equal individual category totals due to customers that require more than one service item.