

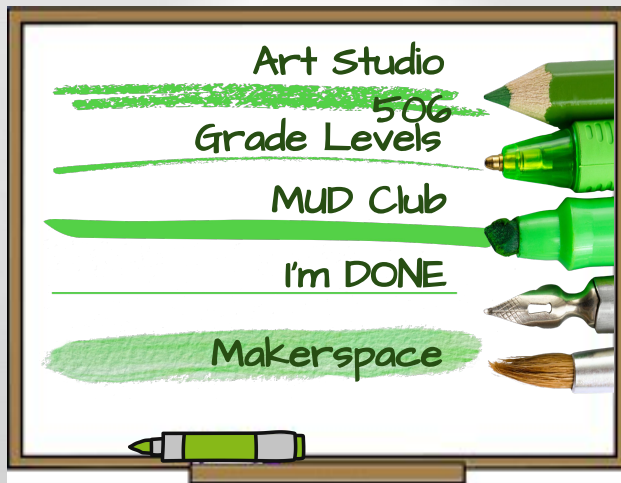
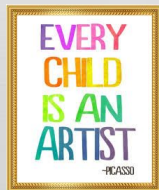
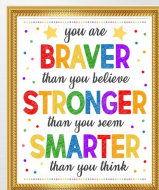

# Carrie Chick

## Capstone Exhibition Materials


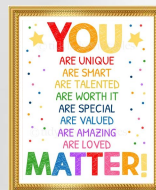
### ART 7150


#### References:

Ms. A-B Art. (2025). *Bitmoji Artroom - The whole shebang!* Teachers Pay Teachers.  
<https://www.teacherspayteachers.com/Store/Ms-A-B-Art>



Click on the palette to come back to the main art room






## Mrs. Chick, Art Educator


- 17 years teaching art
- 8 at ECMS
- Sculptor
- Soccer coach
- Bus driver

Contact Mrs. Chick at [cchick@effinghamk12.gaus](mailto:cchick@effinghamk12.gaus)





## Art Critiques



TAG  
Method


Studio  
Habits  
Method

POSITIVITY  
IS THE  
**KEY**  
TO SUCCESS

**Noted.**








## TAG Critique

- Tell your partner/group what you like about their artwork.
- Ask thoughtful questions about the artwork.
- Give considerate suggestions on what you think could have been done differently.



## 8 Studio Habits

Access  
digital  
form  
here

Develop Ideas

What materials and techniques were used?

Engage and Persist

Describe challenges and how they were overcome.

Envision

Describe the research and brainstorming.

Express

Describe what your art communicates.

Observe

Describe the skill building process. Tutorials/demos

Stretch and  
Explore

Describe experiments that enhanced innovation.


Understand

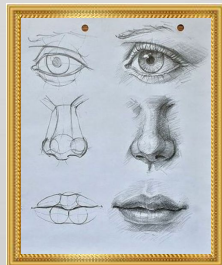

Make a connection to another artist.

Reflect

Time what could be done differently?

POSITIVITY  
GROWTH IS THE KEY  
KEY






## Tutorial Tuesdays

Practice your skills by following along with the tutorial. Our class will progress through drawing eyes, noses, mouths, portraits, shading techniques, and much more! I am looking for effort not perfection. Good luck, try your best!

### Portraits - male and female faces



Hatching



Crosshatching



Blending



Stippling






## Masterpiece Monday

Use today's artist as inspiration for your own masterpiece.

### The Great Wave, Hokusai

1831



Create your masterpiece using perspective and size to show space. Reference the GREAT WAVE to use foreground, middleground and background elements as support.

Background  
Middleground  
Foreground



Click  
here for  
tutorial.



Nothing is  
original,  
except  
you.







## Agenda

8th Grade

7th Grade

6th Grade

## ART STUDIO 506

Sketchbook Prompts


Masterpiece Mondays

Tutorial Tuesdays




EXPLORE  
LEARN  
IMAGINE

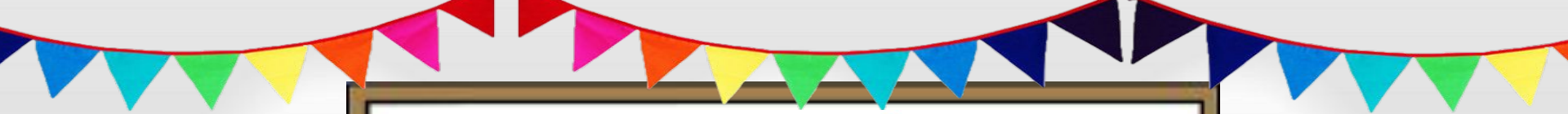




## Sketchbook Prompts

	<u>Artists born in AUGUST</u>
August	
September	Andy Warhol, Aug. 6, 1928
October	Michael Jackson, Aug. 29, 1958
November	
December	

A green marker with a silver cap and a green body, lying horizontally on the bottom edge of the whiteboard.



# August

Sun Mon Tue Wed Thu Fri Sat

27	28	29	30	31	1	2
3	4	5	6	7 Invention	8 Map your brain	9
10	11 Tree house	12 Blueprint	13 Future	14 Spirit Animal	15 New car	16
17	18 Vacation	19 Song Lyrics	20 Sea Animal	21 Unknown Postcard	22 Book Cover	23
24	25 Personal Brand	26 Design a career	27 New Shoes	28 Fancy name	29 Humanistic animal	30
31	1	2	3	4	5	6



Enjoy the  
challenge  
of  
creating  
new ideas

Your brain  
is still  
developing.  
Help it  
grow.



TODAY  
is the day to  
learn something  
NEW

Art is the  
purest  
form of  
individuality.  
Own it.





We value  
artistic  
intelligence

Your  
imagination  
is your only  
limit

8th Grade

7th Grade

6th Grade

Your  
opinion  
matters  
here






## Portrait challenge

Who are you?  
Share your  
aura in 3 images

Research  
Critical thinking  
Create  
Revise

8th graders





Present in  
CANVA  
Turn in  
Google  
Classroom



## Identity Totems

Research  
Critical  
Thinking  
Apply  
Create  
Revise

7th graders





Kehinde  
Wiley

Self-portraits


Investigate  
e  
Connect  
Create  
Revise

6th graders

## *Kehinde Wiley*

Kehinde Wiley is an American portrait painter based in New York City, who is known for his highly naturalistic paintings of black people. He was commissioned in 2017 to paint a portrait of former President Barack Obama for the Smithsonian National Portrait Gallery, which has portraits of all the US presidents.

His paints grand portraits that feature African Americans in the traditional settings of Old Master paintings. They are depicted in historical poses of power and privilege. He finds his models on the streets of the inner city and he lets them choose their poses from famous paintings in art history.



## Stages of clay:

Wet  
Leatherhard  
Bone dry  
Bisqueware  
Glazed

## Types of clay:

Traditional  
Air Dry  
Polymer

# MUD Club

## Clay begins with play doh.

Build it with playdoh, you can make it in clay.

## Clay needs water.

Think about your skin being dry, it needs lotion.

Clay needs water like your skin needs lotion.

## Clay is placed in your hands, when I see your play doh plans.

Build your plan and squish it up at least 5 times

## Store your clay properly and be careful

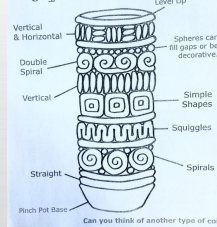
NO AIR in the baggie

## Dry clay?

Take it to the drying shelf in the storage closet



## Types of Coils









## I'm DONE. aka early finishers

- Lego challenge, The Great Wave
- Playdough challenge
- Art for Kids Hub
- Sketchbook drawing
- Collaborative Project -
  - The Scream Cardboard Mural



## Maker Mats

Failure is  
learning.  
Make it  
fabulous,  
try again!

# Makerspace



## IN THIS CLASSROOM ARTISTS WILL:



COME UP WITH AN IDEA

SELECT & GATHER MATERIALS



SET UP A WORKSPACE



*Create*

ENGAGE & PERSIST



CLEAN UP THE STUDIO

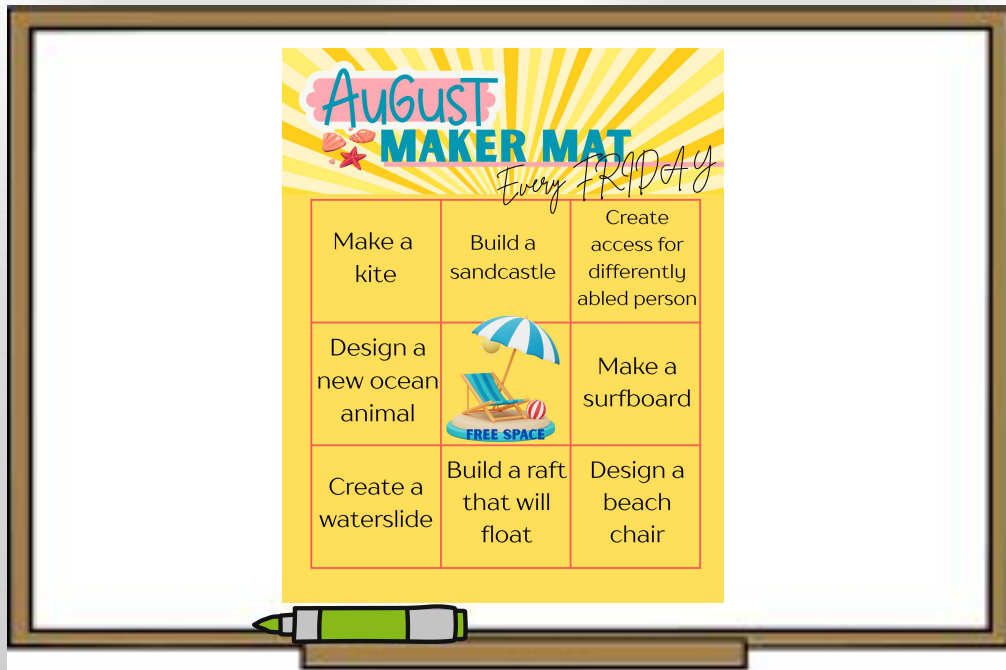
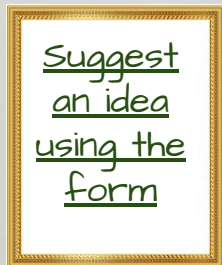


REFLECT & REVISE



SHARE OUR WORK







Art  
Club  
will  
meet  
8/15  
from  
4-6pm

Art Supply List:  
Sketchbook (not provided)  
Markers  
Color Pencils  
Sharpie



Contact Mrs. Chick at [cchick@effingham.k12.ga.us](mailto:cchick@effingham.k12.ga.us)

Gently used  
art supply  
donations are  
appreciated


Accept all  
recyclable  
cardboard







"Life is like a  
LEGO set - it's  
all about how  
you piece it  
together".



#### LEGO BUILDING CHALLENGE

Create a Monster	Build a Robot	Construct a House	Build a Tunnel	Build a City Scene
Construct a Bridge	Create a Table w/ Chairs	Build a Pyramid	Create Anything Using 30 Bricks	Create a Super Hero
Build a Space Scene	Construct a Roller Coaster	Create a LEGO YOU	Build a Train	Construct a Tower
Create a Car/Truck	Build a Snowman	Construct a Castle	Construct a Monument	Build an Airplane
Construct a Gift Box	Create your Best Friend	Build a Pirate Ship	Build a Musical Instrument	Construct a Maze
Build a Pet	Construct your Bedroom	Create Anything Using 20 Bricks	<b>31 DAYS OF LEGO PLAY</b> <small>© todayscreativeideas.com</small>	
Construct a Sports Scene	Build a Catapult	Construct a Zipline		

